



JULY 2021

INCIDENT REPORTS IN BOSTON CID:

29 June – 28 July 2021

NO	INCIDENT REPORTED	WEEK 1	WEEK 2	WEEK 3	WEEK 4	Total	TOTAL YEAR
1	Homeless people	32	35	43	55	165	2034
2	Suspicious Persons	46	35	47	47	175	1576
3	Suspicious Vehicles	8	5	1	2	16	301
4	Arrests			1	5	6	30
5	Suspects in Premises		1	2	1	4	55
6	Possible Break ins						23
7	Beggars	9	1	7	3	20	440
8	Vandalism						5
9	Prostitutes	4	4	7	6	21	276
10	Bin Pickers	10	5	25	17	57	
11	Graffiti						10
12	Client Assistance	1				1	40
13	Drinking in Public				7	7	62
14	Horse Cart	1				1	26
15	Open Gates	3	1	1	1	6	98
16	Confiscated trollies	1	4	2	1	8	96
17	Domestic violence			1	3	4	12
19	Confiscated Bins	3		1		4	

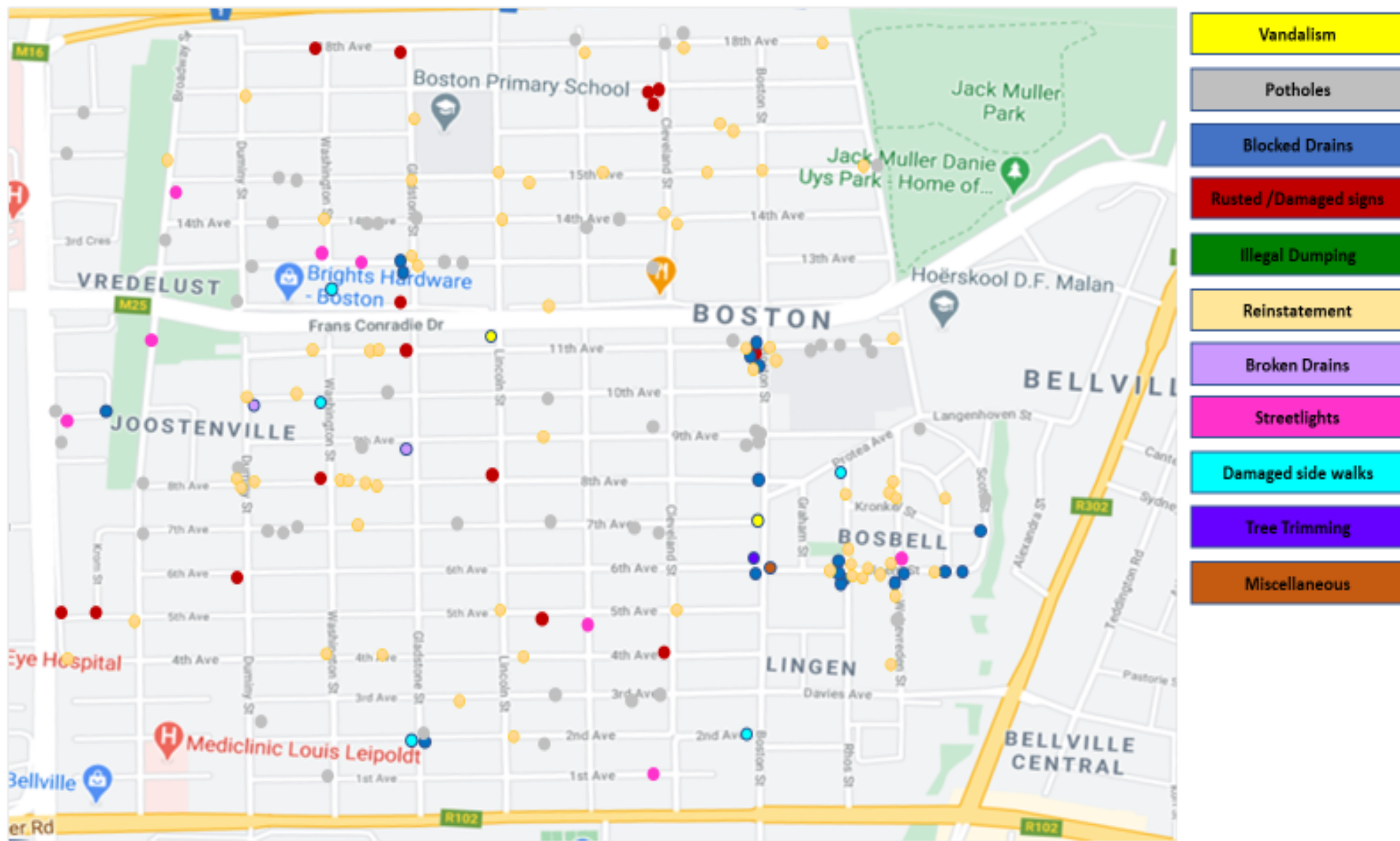
Incident Reporting: Communication Platforms

Incidents for the week	Control Room Number	BNHW	PSO Report
WEEK 1	17	30	75
WEEK 2	7	13	48
WEEK 3	24	34	47
WEEK 4	23	36	45
TOTAL	71	113	215
YEAR TOTAL	1702	2296	2182

C3 NOTIFICATIONS

	<u>Week 1</u>	<u>Week 2</u>	<u>Week 3</u>	<u>Week 4</u>	<u>Total</u>
Reinstatement	20	28	14	14	86
Pothole	18	15	6	20	59
Damaged/Rusted Signs	8	9	8	8	33
Damaged Sidewalk	12	18	0	0	30
Illegal Dumping	0	0	0	0	0
Damaged Drains	4	2	0	5	11
Blocked Drains	8	7	0	3	18
Streetlights	0	11	5	0	16
Total	70	90	33	39	253
YEAR TOTAL					1676


MAP C3 NOTIFICATION







CoCT teams repairing infrastructure



C3 IN PROGRESS



MES

- 30 Teams = 60 workers at 4 Hours per day for the month of July
- 48 Workers at 8 Hours per day for the month of JUNE
- 988 Bags = 5928 t (@ 6kg per bag.)
- 22 Stormwater drains cleaned.




ILLEGAL DUMPINGS



BOSBEL AREA CLEANUP



WEEDING GRENS STREET AND SURROUND



STORMWATER DRAIN CLEANING



SCOTT STREET FENCING IN PROGRESS

